

GLOBAL  
EDITION



# Basic Chemistry

FIFTH EDITION

Timberlake • Timberlake

 Pearson

# Periodic Table of Elements

Representative elements

Period number	Alkali metals ↓ Group 1A		Transition elements										Halogens ↓ Group 7A					Noble gases ↓ Group 8A
	1												13	14	15	16	17	2
	Group 1A												Group 3A	Group 4A	Group 5A	Group 6A	Group 7A	Group 8A
	1	1											5	6	7	8	9	10
		H											B	C	N	O	F	He
		1.008											10.81	12.01	14.01	16.00	19.00	20.18
	2	3	4											13	14	15	16	17
	Li	Be											Al	Si	P	S	Cl	Ar
	6.941	9.012											26.98	28.09	30.97	32.07	35.45	39.95
3	11	12	3	4	5	6	7	8	9	10	11	12	13	14	15	16	17	18
	Na	Mg	3B	4B	5B	6B	7B	8B		1B	2B	Al	Si	P	S	Cl	Ar	
	22.99	24.31											26.98	28.09	30.97	32.07	35.45	39.95
4	19	20	21	22	23	24	25	26	27	28	29	30	31	32	33	34	35	36
	K	Ca	Sc	Ti	V	Cr	Mn	Fe	Co	Ni	Cu	Zn	Ga	Ge	As	Se	Br	Kr
	39.10	40.08	44.96	47.87	50.94	52.00	54.94	55.85	58.93	58.69	63.55	65.41	69.72	72.64	74.92	78.96	79.90	83.80
5	37	38	39	40	41	42	43	44	45	46	47	48	49	50	51	52	53	54
	Rb	Sr	Y	Zr	Nb	Mo	Tc	Ru	Rh	Pd	Ag	Cd	In	Sn	Sb	Te	I	Xe
	85.47	87.62	88.91	91.22	92.91	95.94	(99)	101.1	102.9	106.4	107.9	112.4	114.8	118.7	121.8	127.6	126.9	131.3
6	55	56	57*	72	73	74	75	76	77	78	79	80	81	82	83	84	85	86
	Cs	Ba	La	Hf	Ta	W	Re	Os	Ir	Pt	Au	Hg	Tl	Pb	Bi	Po	At	Rn
	132.9	137.3	138.9	178.5	180.9	183.8	186.2	190.2	192.2	195.1	197.0	200.6	204.4	207.2	209.0	(209)	(210)	(222)
7	87	88	89†	104	105	106	107	108	109	110	111	112	113	114	115	116	117	118
	Fr	Ra	Ac	Rf	Db	Sg	Bh	Hs	Mt	Ds	Rg	Cn	—	Fl	—	Lv	—	—
	(223)	(226)	(227)	(261)	(262)	(266)	(264)	(265)	(268)	(271)	(272)	(285)	(284)	(289)	(288)	(293)	(293)	(294)

\*Lanthanides

†Actinides

58	59	60	61	62	63	64	65	66	67	68	69	70	71
Ce	Pr	Nd	Pm	Sm	Eu	Gd	Tb	Dy	Ho	Er	Tm	Yb	Lu
140.1	140.9	144.2	(145)	150.4	152.0	157.3	158.9	162.5	164.9	167.3	168.9	173.0	175.0
90	91	92	93	94	95	96	97	98	99	100	101	102	103
Th	Pa	U	Np	Pu	Am	Cm	Bk	Cf	Es	Fm	Md	No	Lr
232.0	231.0	238.0	(237)	(244)	(243)	(247)	(247)	(251)	(252)	(257)	(258)	(259)	(262)

Metals

Metalloids

Nonmetals

This page intentionally left blank

# BASIC CHEMISTRY

Fifth Edition

Global Edition

KAREN TIMBERLAKE  
WILLIAM TIMBERLAKE



Pearson

---

Harlow, England • London • New York • Boston • San Francisco • Toronto • Sydney • Dubai • Singapore • Hong Kong  
Tokyo • Seoul • Taipei New Delhi • Cape Town • Sao Paulo • Mexico City • Madrid • Amsterdam • Munich • Paris • Milan

*Editor in Chief:* Jeanne Zalesky  
*Executive Editor:* Terry Haugen  
*Senior Acquisitions Editor:* Scott Dustan  
*Acquisitions Editor, Global Editions:* Murchana Borthakur  
*Executive Field Marketing Manager:* Chris Barker  
*Project Manager:* Laura Perry  
*Project Editor, Global Editions:* Aurko Mitra  
*Senior Manufacturing Controller, Global Editions:* Trudy Kimber  
*Program Manager:* Lisa Pierce  
*Editorial Assistant:* Lindsey Pruett  
*Marketing Assistant:* Megan Riley  
*Executive Content Producer:* Kristin Mayo  
*Media Content Producer:* Jenny Moryan  
*Media Production Manager, Global Editions:* Vikram Kumar  
*Project Management Team Lead:* David Zielonka  
*Program Management Team Lead:* Kristen Flathman  
*Senior Project Manager, FSV:* Lumina Datamatics, Inc.  
*Illustrator:* Imagineering  
*Rights & Permissions Project Manager:* Maya Gomez  
*Photo Researcher:* Cordes Hoffman  
*Text Researcher:* Erica Gordon  
*Design Manager:* Marilyn Perry  
*Interior Designer:* Gary Hespenheide  
*Cover Designer:* Lumina Datamatics, Inc.  
*Manufacturing Buyer:* Maura Zaldivar-Garcia  
*Cover Photo Credit:* motorolka/Shutterstock

Credits and acknowledgments borrowed from other sources and reproduced, with permission, in this textbook appear on pp. 701 to 704.

Acknowledgements of third party content appear on pages 701 to 704, which constitutes an extension of this copyright page.

PEARSON, ALWAYS LEARNING, and MasteringChemistry™ are exclusive trademarks in the U.S. and/or other countries owned by Pearson Education, Inc. or its affiliates.

---

Pearson Education Limited  
Edinburgh Gate  
Harlow  
Essex CM20 2JE  
England

and Associated Companies throughout the world

Visit us on the World Wide Web at:  
[www.pearsonglobaleditions.com](http://www.pearsonglobaleditions.com)

© Pearson Education Limited 2017

The rights of Karen Timberlake and William Timberlake to be identified as the authors of this work has been asserted by them in accordance with the Copyright, Designs and Patents Act 1988.

*Authorized adaptation from the United States edition, entitled Basic Chemistry, 5th edition, ISBN 9780134138046, by Karen Timberlake and William Timberlake published by Pearson Education © 2017.*

All rights reserved. No part of this publication may be reproduced, stored in a retrieval system, or transmitted in any form or by any means, electronic, mechanical, photocopying, recording or otherwise, without either the prior written permission of the publisher or a license permitting restricted copying in the United Kingdom issued by the Copyright Licensing Agency Ltd, Saffron House, 6–10 Kirby Street, London EC1N 8TS.

All trademarks used herein are the property of their respective owners. The use of any trademark in this text does not vest in the author or publisher any trademark ownership rights in such trademarks, nor does the use of such trademarks imply any affiliation with or endorsement of this book by such owners.

British Library Cataloguing-in-Publication Data

A catalogue record for this book is available from the British Library

10 9 8 7 6 5 4 3 2 1

ISBN 10: 1-292-17024-7

ISBN 13: 978-1-292-17024-4

Typeset by Lumina Datamatics, Inc.  
Printed and bound in Malaysia.



# Brief Contents

- 1 Chemistry in Our Lives 31
- 2 Chemistry and Measurements 57
- 3 Matter and Energy 99
- 4 Atoms and Elements 132
- 5 Electronic Structure of Atoms and Periodic Trends 161
- 6 Ionic and Molecular Compounds 195
- 7 Chemical Quantities 224
- 8 Chemical Reactions 254
- 9 Chemical Quantities in Reactions 279
- 10 Bonding and Properties of Solids and Liquids 309
- 11 Gases 353
- 12 Solutions 390
- 13 Reaction Rates and Chemical Equilibrium 439
- 14 Acids and Bases 473
- 15 Oxidation and Reduction 521
- 16 Nuclear Chemistry 553
- 17 Organic Chemistry 588
- 18 Biochemistry 641

# Table of Contents

## 1 Chemistry in Our Lives 31



### Career: Forensic Scientist

- 1.1 Chemistry and Chemicals 32
- 1.2 Scientific Method: Thinking Like a Scientist 34

### CHEMISTRY LINK TO HEALTH

- Early Chemist: Paracelsus 35
- 1.3 Learning Chemistry: A Study Plan 37
- 1.4 Key Math Skills for Chemistry 40
- 1.5 Writing Numbers in Scientific Notation 47

- Concept Map 51
- Chapter Review 52
- Key Terms 52
- Key Math Skills 52
- Understanding the Concepts 54
- Additional Questions and Problems 54
- Challenge Questions 55
- Answers 55

## 2 Chemistry and Measurements 57



### Career: Registered Nurse

- 2.1 Units of Measurement 58
- 2.2 Measured Numbers and Significant Figures 61
- 2.3 Significant Figures in Calculations 65
- 2.4 Prefixes and Equalities 69
- 2.5 Writing Conversion Factors 73
- 2.6 Problem Solving Using Unit Conversion 78

### CHEMISTRY LINK TO HEALTH

- Toxicology and Risk–Benefit Assessment 82

- 2.7 Density 84

### CHEMISTRY LINK TO HEALTH

- Bone Density 87

- Concept Map 91
- Chapter Review 91
- Key Terms 92
- Key Math Skill 93
- Core Chemistry Skills 93
- Understanding the Concepts 94
- Additional Questions and Problems 95
- Challenge Questions 96
- Answers 97

## 3 Matter and Energy 99



### Career: Dietitian

- 3.1 Classification of Matter 100
- CHEMISTRY LINK TO HEALTH**  
Breathing Mixtures 103
- 3.2 States and Properties of Matter 103
- 3.3 Temperature 107
- CHEMISTRY LINK TO HEALTH**  
Variation in Body Temperature 110
- 3.4 Energy 111
- CHEMISTRY LINK TO THE ENVIRONMENT**  
Carbon Dioxide and Climate Change 114
- 3.5 Specific Heat 115
- 3.6 Energy and Nutrition 119

### CHEMISTRY LINK TO HEALTH

- Losing and Gaining Weight 121

- Concept Map 123
- Chapter Review 123
- Key Terms 124
- Core Chemistry Skills 124
- Understanding the Concepts 125
- Additional Questions and Problems 127
- Challenge Questions 128
- Answers 128

### Combining Ideas from Chapters 1 to 3 130

## 4

## Atoms and Elements 132



### Career: Farmer

- 4.1 Elements and Symbols 133  
**CHEMISTRY LINK TO THE ENVIRONMENT**  
 Many Forms of Carbon 135  
**CHEMISTRY LINK TO HEALTH**  
 Toxicity of Mercury 135
- 4.2 The Periodic Table 136  
**CHEMISTRY LINK TO HEALTH**  
 Elements Essential to Health 140
- 4.3 The Atom 142
- 4.4 Atomic Number and Mass Number 146
- 4.5 Isotopes and Atomic Mass 148  
 Concept Map 153  
 Chapter Review 154  
 Key Terms 154  
 Core Chemistry Skills 155  
 Understanding the Concepts 156  
 Additional Questions and Problems 157  
 Challenge Questions 157  
 Answers 158

## 5

## Electronic Structure of Atoms and Periodic Trends 161



### Career: Materials Engineer

- 5.1 Electromagnetic Radiation 162  
**CHEMISTRY LINK TO HEALTH**  
 Biological Reactions to UV Light 164
- 5.2 Atomic Spectra and Energy Levels 165  
**CHEMISTRY LINK TO THE ENVIRONMENT**  
 Energy-Saving Fluorescent Bulbs 167
- 5.3 Sublevels and Orbitals 168
- 5.4 Orbital Diagrams and Electron Configurations 172
- 5.5 Electron Configurations and the Periodic Table 177

## 5.6 Trends in Periodic Properties 181

- Concept Map 188  
 Chapter Review 188  
 Key Terms 189  
 Core Chemistry Skills 190  
 Understanding the Concepts 191  
 Additional Questions and Problems 191  
 Challenge Questions 192  
 Answers 193

## 6

## Ionic and Molecular Compounds 195



### Career: Pharmacist

- 6.1 Ions: Transfer of Electrons 196  
**CHEMISTRY LINK TO HEALTH**  
 Some Important Ions in the Body 200
- 6.2 Ionic Compounds 201
- 6.3 Naming and Writing Ionic Formulas 204
- 6.4 Polyatomic Ions 209
- 6.5 Molecular Compounds: Sharing Electrons 213  
 Concept Map 217  
 Chapter Review 218  
 Key Terms 218  
 Core Chemistry Skills 219  
 Understanding the Concepts 219  
 Additional Questions and Problems 220  
 Challenge Questions 221  
 Answers 221

## 7

## Chemical Quantities 224



### Career: Veterinarian

- 7.1 The Mole 225
- 7.2 Molar Mass 229
- 7.3 Calculations Using Molar Mass 231
- 7.4 Mass Percent Composition 235



**CHEMISTRY LINK TO THE ENVIRONMENT**

Fertilizers 237

7.5 Empirical Formulas 238

7.6 Molecular Formulas 242

Concept Map 246

Chapter Review 246

Key Terms 247

Core Chemistry Skills 247

Understanding the Concepts 248

Additional Questions and Problems 249

Challenge Questions 250

Answers 250

**Combining Ideas from Chapters 4 to 7** 252

# 8

## Chemical Reactions 254

**Career: Exercise Physiologist**

8.1 Equations for Chemical Reactions 255

8.2 Balancing a Chemical Equation 258

8.3 Types of Chemical Reactions 264

**CHEMISTRY LINK TO HEALTH**

Incomplete Combustion: Toxicity of Carbon Monoxide 268

8.4 Oxidation–Reduction Reactions 269

Concept Map 273

Chapter Review 273

Key Terms 273

Core Chemistry Skills 274

Understanding the Concepts 274

Additional Questions and Problems 275

Challenge Questions 276

Answers 277

# 9

## Chemical Quantities in Reactions 279

**Career: Environmental Scientist**

9.1 Conservation of Mass 280

9.2 Calculating Moles Using Mole–Mole Factors 282

9.3 Mass Calculations for Reactions 285

9.4 Limiting Reactants 288

9.5 Percent Yield 293

9.6 Energy in Chemical Reactions 295

**CHEMISTRY LINK TO HEALTH**

Cold Packs and Hot Packs 298

Concept Map 301

Chapter Review 302

Key Terms 302

Core Chemistry Skills 303

Understanding the Concepts 304

Additional Questions and Problems 306

Challenge Questions 307

Answers 308

# 10

## Bonding and Properties of Solids and Liquids 309

**Career: Histologist**

10.1 Lewis Structures for Molecules and Polyatomic Ions 310

10.2 Resonance Structures 316

10.3 Shapes of Molecules and Polyatomic Ions (VSEPR Theory) 318

10.4 Electronegativity and Bond Polarity 323

10.5 Polarity of Molecules 327

10.6 Intermolecular Forces between Atoms or Molecules 328

10.7 Changes of State 331

**CHEMISTRY LINK TO HEALTH**

Steam Burns 338

Concept Map 340

Chapter Review 340

Key Terms 341

Core Chemistry Skills 342

Understanding the Concepts 344

Additional Questions and Problems 345

Challenge Questions 346

Answers 347

**Combining Ideas from Chapters 8 to 10** 350

# 11

## Gases 353



### Career: Respiratory Therapist

- 11.1 Properties of Gases 354  
**CHEMISTRY LINK TO HEALTH**  
 Measuring Blood Pressure 357
- 11.2 Pressure and Volume (Boyle's Law) 359  
**CHEMISTRY LINK TO HEALTH**  
 Pressure–Volume Relationship in Breathing 361
- 11.3 Temperature and Volume (Charles's Law) 362
- 11.4 Temperature and Pressure (Gay-Lussac's Law) 365
- 11.5 The Combined Gas Law 368
- 11.6 Volume and Moles (Avogadro's Law) 370
- 11.7 The Ideal Gas Law 373
- 11.8 Gas Laws and Chemical Reactions 377
- 11.9 Partial Pressures (Dalton's Law) 378  
**CHEMISTRY LINK TO HEALTH**  
 Hyperbaric Chambers 382
- Concept Map 383  
 Chapter Review 384  
 Key Terms 385  
 Core Chemistry Skills 385  
 Understanding the Concepts 386  
 Additional Questions and Problems 387  
 Challenge Questions 388  
 Answers 389



# 12

## Solutions 390

### Career: Dialysis Nurse

- 12.1 Solutions 391  
**CHEMISTRY LINK TO HEALTH**  
 Water in the Body 393
- 12.2 Electrolytes and Nonelectrolytes 395  
**CHEMISTRY LINK TO HEALTH**  
 Electrolytes in Body Fluids 396
- 12.3 Solubility 397  
**CHEMISTRY LINK TO HEALTH**  
 Gout and Kidney Stones: A Problem of Saturation in Body Fluids 398

- 12.4 Solution Concentrations 404
- 12.5 Dilution of Solutions 412
- 12.6 Chemical Reactions in Solution 415
- 12.7 Molality and Freezing Point Lowering/Boiling Point Elevation 419
- 12.8 Properties of Solutions: Osmosis 425

### CHEMISTRY LINK TO HEALTH

Dialysis by the Kidneys and the Artificial Kidney 427

- Concept Map 430  
 Chapter Review 430  
 Key Terms 431  
 Core Chemistry Skills 432  
 Understanding the Concepts 433  
 Additional Questions and Problems 434  
 Challenge Questions 435  
 Answers 436

# 13

## Reaction Rates and Chemical Equilibrium 439



### Career: Chemical Oceanographer

- 13.1 Rates of Reactions 440  
**CHEMISTRY LINK TO THE ENVIRONMENT**  
 Catalytic Converters 444
- 13.2 Chemical Equilibrium 445
- 13.3 Equilibrium Constants 448
- 13.4 Using Equilibrium Constants 452
- 13.5 Changing Equilibrium Conditions: Le Châtelier's Principle 456  
**CHEMISTRY LINK TO HEALTH**  
 Oxygen–Hemoglobin Equilibrium and Hypoxia 459
- CHEMISTRY LINK TO HEALTH**  
 Homeostasis: Regulation of Body Temperature 461
- 13.6 Equilibrium in Saturated Solutions 462
- Concept Map 466  
 Chapter Review 466  
 Key Terms 467  
 Core Chemistry Skills 467  
 Understanding the Concepts 468  
 Additional Questions and Problems 469  
 Challenge Questions 470  
 Answers 471

# 14

## Acids and Bases 473



### Career: Clinical Laboratory Technician

- 14.1 Acids and Bases 474
- 14.2 Brønsted–Lowry Acids and Bases 477
- 14.3 Strengths of Acids and Bases 480
- 14.4 Dissociation Constants for Acids and Bases 484
- 14.5 Dissociation of Water 487
- 14.6 The pH Scale 490
  - CHEMISTRY LINK TO HEALTH**
  - Stomach Acid, HCl 497
- 14.7 Reactions of Acids and Bases 498
  - CHEMISTRY LINK TO HEALTH**
  - Antacids 499
- 14.8 Acid–Base Titration 500
- 14.9 Buffers 502
  - CHEMISTRY LINK TO HEALTH**
  - Buffers in the Blood Plasma 505
  - Concept Map 509
  - Chapter Review 509
  - Key Terms 510
  - Key Math Skills 511
  - Core Chemistry Skills 511
  - Understanding the Concepts 512
  - Additional Questions and Problems 513
  - Challenge Questions 514
  - Answers 515

Combining Ideas from Chapters 11 to 14 518

# 15

## Oxidation and Reduction 521



### Career: Dentist

- 15.1 Oxidation and Reduction 522
- 15.2 Balancing Oxidation–Reduction Equations Using Half-Reactions 528
- 15.3 Electrical Energy from Oxidation–Reduction Reactions 533

### CHEMISTRY LINK TO THE ENVIRONMENT

Corrosion: Oxidation of Metals 539

### CHEMISTRY LINK TO THE ENVIRONMENT

Fuel Cells: Clean Energy for the Future 541

- 15.4 Oxidation–Reduction Reactions That Require Electrical Energy 542
  - Concept Map 545
  - Chapter Review 545
  - Key Terms 546
  - Core Chemistry Skills 546
  - Understanding the Concepts 547
  - Additional Questions and Problems 548
  - Challenge Questions 550
  - Answers 550

# 16

## Nuclear Chemistry 553



### Career: Radiologist

- 16.1 Natural Radioactivity 554
- 16.2 Nuclear Reactions 558
  - CHEMISTRY LINK TO HEALTH**
  - Radon in Our Homes 559
- 16.3 Radiation Measurement 564
  - CHEMISTRY LINK TO HEALTH**
  - Radiation and Food 565
- 16.4 Half-Life of a Radioisotope 567
  - CHEMISTRY LINK TO THE ENVIRONMENT**
  - Dating Ancient Objects 570
- 16.5 Medical Applications Using Radioactivity 572
  - CHEMISTRY LINK TO HEALTH**
  - Brachytherapy 574
- 16.6 Nuclear Fission and Fusion 575
  - CHEMISTRY LINK TO THE ENVIRONMENT**
  - Nuclear Power Plants 578
  - Concept Map 580
  - Chapter Review 580
  - Key Terms 581
  - Core Chemistry Skills 581
  - Understanding the Concepts 582
  - Additional Questions and Problems 583
  - Challenge Questions 584
  - Answers 584

Combining Ideas from Chapters 15 and 16 586

## 17

Organic  
Chemistry 588**Career: Firefighter/Emergency Medical Technician**

- 17.1 Alkanes 589
- 17.2 Alkenes, Alkynes, and Polymers 599  
**CHEMISTRY LINK TO HEALTH**  
 Hydrogenation of Unsaturated Fats 602
- 17.3 Aromatic Compounds 606  
**CHEMISTRY LINK TO THE ENVIRONMENT**  
 Some Common Aromatic Compounds 607
- 17.4 Alcohols and Ethers 608  
**CHEMISTRY LINK TO HEALTH**  
 Some Important Alcohols, Phenols, and Ethers 610
- 17.5 Aldehydes and Ketones 612  
**CHEMISTRY LINK TO THE ENVIRONMENT**  
 Vanilla 614
- 17.6 Carboxylic Acids and Esters 616  
**CHEMISTRY LINK TO HEALTH**  
 Carboxylic Acids in Metabolism 618
- 17.7 Amines and Amides 623  
**CHEMISTRY LINK TO THE ENVIRONMENT**  
 Alkaloids: Amines in Plants 625
- Concept Map 630  
 Chapter Review 630  
 Summary of Naming 631  
 Summary of Reactions 632  
 Key Terms 632  
 Core Chemistry Skills 633  
 Understanding the Concepts 634  
 Additional Questions and Problems 635  
 Challenge Questions 637  
 Answers 637

## 18

## Biochemistry 641

**Career: Clinical Lipid Specialist**

- 18.1 Carbohydrates 642  
**CHEMISTRY LINK TO HEALTH**  
 Hyperglycemia and Hypoglycemia 644
- 18.2 Disaccharides and Polysaccharides 647  
**CHEMISTRY LINK TO HEALTH**  
 How Sweet is My Sweetener? 650
- 18.3 Lipids 654  
**CHEMISTRY LINK TO HEALTH**  
 Trans Fatty Acids and Hydrogenation 656
- 18.4 Amino Acids and Proteins 663  
**CHEMISTRY LINK TO HEALTH**  
 Essential Amino Acids 665
- 18.5 Protein Structure 668
- 18.6 Proteins as Enzymes 672
- 18.7 Nucleic Acids 674
- 18.8 Protein Synthesis 680
- Concept Map 686  
 Chapter Review 686  
 Key Terms 688  
 Core Chemistry Skills 689  
 Understanding the Concepts 690  
 Additional Questions and Problems 692  
 Challenge Questions 693  
 Answers 694
- Combining Ideas from Chapters 17 and 18** 698
- Credits** 701
- Glossary/Index** 705

# Applications and Activities

## Key Math Skills

- Identifying Place Values 40
- Using Positive and Negative Numbers in Calculations 41
- Calculating Percentages 42
- Solving Equations 43
- Interpreting Graphs 44
- Converting between Standard Numbers and Scientific Notation 47
- Rounding Off 65
- Calculating pH from  $[\text{H}_3\text{O}^+]$  492
- Calculating  $[\text{H}_3\text{O}^+]$  from pH 496

## Core Chemistry Skills

- Counting Significant Figures 62
- Using Significant Figures in Calculations 66
- Using Prefixes 70
- Writing Conversion Factors from Equalities 73
- Using Conversion Factors 80
- Using Density as a Conversion Factor 88
- Classifying Matter 100
- Identifying Physical and Chemical Changes 105
- Converting between Temperature Scales 108
- Using Energy Units 112
- Calculating Specific Heat 116
- Using the Heat Equation 116
- Counting Protons and Neutrons 146
- Writing Atomic Symbols for Isotopes 148
- Writing Electron Configurations 173
- Using the Periodic Table to Write Electron Configurations 177
- Identifying Trends in Periodic Properties 181
- Drawing Lewis Symbols 182
- Writing Positive and Negative Ions 197
- Writing Ionic Formulas 203
- Naming Ionic Compounds 204
- Writing the Names and Formulas for Molecular Compounds 213
- Converting Particles to Moles 225
- Calculating Molar Mass 230
- Using Molar Mass as a Conversion Factor 232
- Calculating Mass Percent Composition 236
- Calculating an Empirical Formula 238
- Calculating a Molecular Formula 243
- Balancing a Chemical Equation 258
- Classifying Types of Chemical Reactions 264
- Identifying Oxidized and Reduced Substances 270
- Using Mole–Mole Factors 282
- Converting Grams to Grams 285
- Calculating Quantity of Product from a Limiting Reactant 289
- Calculating Percent Yield 293
- Using the Heat of Reaction 297
- Drawing Lewis Structures 312
- Drawing Resonance Structures 316
- Predicting Shape 318
- Using Electronegativity 323
- Identifying Polarity of Molecules 327
- Identifying Intermolecular Forces 328
- Calculating Heat for Change of State 332
- Using the Gas Laws 360
- Using the Ideal Gas Law 373
- Calculating Mass or Volume of a Gas in a Chemical Reaction 377
- Calculating Partial Pressure 379
- Using Solubility Rules 401
- Calculating Concentration 404
- Using Concentration as a Conversion Factor 405
- Calculating the Quantity of a Reactant or Product for a Chemical Reaction in Solution 415
- Calculating the Freezing Point/Boiling Point of a Solution 422
- Writing the Equilibrium Expression 448
- Calculating an Equilibrium Constant 449
- Calculating Equilibrium Concentrations 454
- Using Le Châtelier's Principle 456
- Writing the Solubility Product Expression 462
- Calculating a Solubility Product Constant 463
- Calculating the Molar Solubility 464
- Identifying Conjugate Acid–Base Pairs 478
- Calculating  $[\text{H}_3\text{O}^+]$  and  $[\text{OH}^-]$  in Solutions 489
- Writing Equations for Reactions of Acids and Bases 498
- Calculating Molarity or Volume of an Acid or Base in a Titration 501
- Calculating the pH of a Buffer 504
- Assigning Oxidation Numbers 523
- Using Oxidation Numbers 525
- Identifying Oxidizing and Reducing Agents 526
- Using Half-Reactions to Balance Redox Equations 528
- Identifying Spontaneous Reactions 533
- Writing Nuclear Equations 558
- Using Half-Lives 568
- Naming and Drawing Alkanes 592
- Writing Equations for Hydrogenation and Polymerization 601
- Naming Aldehydes and Ketones 613
- Naming Carboxylic Acids 617
- Forming Esters 619
- Forming Amides 626
- Drawing Haworth Structures 644

Identifying Fatty Acids 654  
 Drawing Structures for Triacylglycerols 658  
 Drawing the Products for the Hydrogenation and Saponification of a Triacylglycerol 661  
 Drawing the Ionized Form for an Amino Acid 663  
 Identifying the Primary, Secondary, Tertiary, and Quaternary Structures of Proteins 670  
 Writing the Complementary DNA Strand 677  
 Writing the mRNA Segment for a DNA Template 681  
 Writing the Amino Acid for an mRNA Codon 682

## Guide to Problem Solving

Write a Number in Scientific Notation 49  
 Calculating Answers with the Correct Number of Significant Figures 67  
 Calculating Answers with the Correct Number of Decimal Places 68  
 Problem Solving Using Conversion Factors 79  
 Calculating Density 85  
 Using Density 88  
 Calculating Temperature 109  
 Calculating Specific Heat 116  
 Using Specific Heat 117  
 Calculating the Energy from a Food 120  
 Calculating Atomic Mass 151  
 Drawing Orbital Diagrams 174  
 Writing Electron Configurations 176  
 Writing Electron Configurations Using Sublevel Blocks 178  
 Naming Ionic Compounds with Metals That Form a Single Ion 205  
 Naming Ionic Compounds with Variable Charge Metals 207  
 Writing Formulas from the Name of an Ionic Compound 208  
 Writing Formulas with Polyatomic Ions 211  
 Naming Ionic Compounds with Polyatomic Ions 212  
 Naming Molecular Compounds 214  
 Writing Formulas for Molecular Compounds 215  
 Converting the Moles (or Particles) of a Substance to Particles (or Moles) 227  
 Calculating Moles of a Compound or Element 228  
 Calculating Molar Mass 230  
 Calculating the Moles (or Grams) of a Substance from Grams (or Moles) 232  
 Calculating the Grams of an Element (or Compound) from the Grams of a Compound (or Element) 234  
 Calculating Mass Percent Composition from Molar Mass 236  
 Calculating an Empirical Formula 238  
 Calculating a Molecular Formula from an Empirical Formula 243  
 Writing and Balancing a Chemical Equation 258  
 Calculating the Quantities of Reactants and Products in a Chemical Reaction 283  
 Calculating the Quantity (Moles or Grams) of Product from a Limiting Reactant 290

Calculating Percent Yield 294  
 Calculations Using the Heat of Reaction ( $\Delta H$ ) 298  
 Using Hess's Law 299  
 Drawing Lewis Structures 312  
 Predicting Shape (VSEPR Theory) 321  
 Determining the Polarity of a Molecule 328  
 Using a Heat Conversion Factor 333  
 Using the Gas Laws 360  
 Using Molar Volume 372  
 Using the Ideal Gas Law 374  
 Calculating the Molar Mass of a Gas 375  
 Using the Ideal Gas Law for Reactions 377  
 Calculating Partial Pressure 379  
 Calculating Partial Pressure of Gases Collected Over Water 381  
 Writing an Equation for the Formation of an Insoluble Ionic Compound 402  
 Calculating Solution Concentration 405  
 Using Concentration to Calculate Mass or Volume 406  
 Calculating Dilution Quantities 413  
 Calculations Involving Solutions in Chemical Reactions 415  
 Calculating Molality 421  
 Calculating Freezing Point Lowering/Boiling Point Elevation 423  
 Writing the Equilibrium Expression 449  
 Calculating the  $K_c$  Value 450  
 Using the Equilibrium Constant 454  
 Calculating  $K_{sp}$  463  
 Calculating Molar Solubility from  $K_{sp}$  464  
 Writing Conjugate Acid–Base Pairs 479  
 Writing the Acid Dissociation Expression 486  
 Calculating  $[H_3O^+]$  and  $[OH^-]$  in Aqueous Solutions 489  
 Calculating pH of an Aqueous Solution 493  
 Calculating  $[H_3O^+]$  from pH 496  
 Balancing an Equation for Neutralization 499  
 Calculations for an Acid–Base Titration 501  
 Calculating pH of a Buffer 504  
 Using Oxidation Numbers 526  
 Identifying Oxidizing and Reducing Agents 527  
 Balancing Redox Equations Using Half-Reactions 529  
 Completing a Nuclear Equation 559  
 Using Half-Lives 568  
 Drawing Structural Formulas for Alkanes 593  
 Naming Alkanes with Substituents 595  
 Drawing Structural Formulas for Alkanes with Substituents 597  
 Naming Alkenes and Alkynes 601  
 Naming Aromatic Compounds 608  
 Naming Alcohols 610  
 Naming Aldehydes 614  
 Naming Ketones 615  
 Naming Carboxylic Acids 618  
 Naming Esters 621  
 Drawing Haworth Structures 644  
 Drawing Triacylglycerols 660  
 Drawing a Peptide 666

# About the Authors



the Chemical Manufacturers Association. She received the McGuffey Award in Physical Sciences from the Textbook Authors Association for her textbook *Chemistry: An Introduction to General, Organic, and Biological Chemistry*, eighth edition. She received the “Texty” Textbook Excellence Award from the Textbook Authors Association for the first edition of *Basic Chemistry*. She has participated in education grants for science teaching including the Los

Angeles Collaborative for Teaching Excellence (LACTE) and a Title III grant at her college. She speaks at conferences and educational meetings on the use of student-centered teaching methods in chemistry to promote the learning success of students.

Her husband, William Timberlake, who is the coauthor of this text, is Professor Emeritus of Chemistry at Los Angeles Harbor College, where he taught preparatory and organic chemistry for 36 years. He received his bachelor’s degree in chemistry from Carnegie Mellon University and his master’s degree in organic chemistry from the University of California at Los Angeles.

When the Professors Timberlake are not writing textbooks, they relax by playing tennis, ballroom dancing, hiking, traveling, trying new restaurants, cooking, and taking care of their grandchildren, Daniel and Emily.

**KAREN TIMBERLAKE** is Professor Emerita of Chemistry at Los Angeles Valley College, where she taught chemistry for allied health and preparatory chemistry for 36 years. She received her bachelor’s degree in chemistry from the University of Washington and her master’s degree in biochemistry from the University of California at Los Angeles.

**Professor Timberlake has been writing chemistry textbooks for 40 years.** During that time, her name **has become associated with the strategic use of pedagogical tools that promote student success in chemistry and the application of chemistry to real-life situations.** More than one million students have learned chemistry using texts, laboratory manuals, and study guides written by Karen Timberlake. In addition to *Basic Chemistry*, fifth edition, she is also the author of *General, Organic, and Biological Chemistry: Structures of Life*, fifth edition, with the accompanying *Study Guide*, and *Chemistry: An Introduction to General, Organic, and Biological Chemistry*, twelfth edition, with the accompanying *Study Guide*, and *Selected Solutions Manual*, *Laboratory Manual*, and *Essential Laboratory Manual*.

Professor Timberlake belongs to numerous scientific and educational organizations including the American Chemical Society (ACS) and the National Science Teachers Association (NSTA). She has been the Western Regional Winner of Excellence in College Chemistry Teaching Award given by

## DEDICATION

- *Our son, John, daughter-in-law, Cindy, grandson, Daniel, and granddaughter, Emily, for the precious things in life*
- *The wonderful students over many years whose hard work and commitment always motivated us and put purpose in our writing*

# Preface

Welcome to the fifth edition of *Basic Chemistry*. This chemistry text was written and designed to prepare you for science-related professions, such as engineering, nursing, medicine, environmental or agricultural science, or for careers such as laboratory technology. This text assumes no prior knowledge of chemistry. Our main objective in writing this text is to make the study of chemistry an engaging and a positive experience for you by relating the structure and behavior of matter to real life. This new edition introduces more problem-solving strategies, more problem-solving guides, new Analyze the Problem with Connect features, new Try It First and Engage features, conceptual and challenge problems, and new sets of combined problems.

It is our goal to help you become a critical thinker by understanding scientific concepts that will form a basis for making important decisions about issues concerning health and the environment. Thus, we have utilized materials that

- help you to learn and enjoy chemistry
- relate chemistry to careers that interest you
- develop problem-solving skills that lead to your success in chemistry
- promote learning and success in chemistry

## New for the Fifth Edition

New and updated features have been added throughout this fifth edition, including the following:

- **NEW AND UPDATED! Chapter Openers** provide timely examples and engaging, topical issues of the chemistry that is part of contemporary professions.
- **NEW! A Follow Up** story continues with material and questions related to the chapter opener.
- **NEW! Engage** feature asks students to think about the paragraph they are reading and to test their understanding by answering the Engage question in the margin, which is related to the topic.
- **NEW! Try It First** now precedes the Solution section of each Sample Problem to encourage the student to work on the problem before reading the given Solution.
- **NEW! Connect** feature added to **Analyze the Problem** boxes indicates the relationships between *Given* and *Need*.
- **NEW! Applications** are added to Questions and Problems sets that show the relevance between the chemistry content and the chapter opener story.
- **NEW!** A new topic with questions and problems on Hess's Law, was added to Chapter 9.

- **NEW! Interactive Videos** give students the experience of step-by-step problem solving for problems from the text.
- **UPDATED! Chapter Readiness** sections at the beginning of each chapter list the Key Math Skills and Core Chemistry Skills from the previous chapters, which provide the foundation for learning new chemistry principles in the current chapter.
- **UPDATED! Key Math Skills** review basic math relevant to the chemistry the students are learning throughout the text. A **Key Math Skill Review** at the end of each chapter summarizes and gives additional examples.
- **UPDATED! Core Chemistry Skills** identify the key chemical principles in each chapter that are required for successfully learning chemistry. A **Core Chemistry Skill Review** at the end of each chapter helps reinforce the material and gives additional examples.
- **UPDATED! Analyze the Problem** features included in the Solutions of the Sample Problems strengthen critical-thinking skills and illustrate the breakdown of a word problem into the components required to solve it.
- **UPDATED! Questions and Problems, Sample Problems, and art** demonstrate the connection between the chemistry being discussed and how these skills will be needed in professional experience.
- **UPDATED! Combining Ideas** features offer sets of integrated problems that test students' understanding by integrating topics from two or more previous chapters.

## Chapter Organization of the Fifth Edition

In each textbook we write, we consider it essential to relate every chemical concept to real-life issues. Because a chemistry course may be taught in different time frames, it may be difficult to cover all the chapters in this text. However, each chapter is a complete package, which allows some chapters to be skipped or the order of presentation to be changed.

**Chapter 1, Chemistry in Our Lives**, discusses the Scientific Method in everyday terms, guides students in developing a study plan for learning chemistry, with a section of Key Math Skills that reviews the basic math, including scientific notation needed in chemistry calculations.

- The Chapter Opener and Follow Up feature the work and career of a forensic scientist.
- “Scientific Method: Thinking Like a Scientist” discusses the scientific method in everyday terms.



- A new Sample Problem requires the interpretation of a graph to determine the decrease in a child's temperature when given Tylenol.
- Key Math Skills are: Identifying Place Values, Using Positive and Negative Numbers in Calculations including a new feature Calculator Operations, Calculating Percentages, Solving Equations, Interpreting Graphs, and Converting between Standard Numbers and Scientific Notation.

**Chapter 2, Chemistry and Measurements**, looks at measurement and emphasizes the need to understand numerical relationships of the metric system. Significant figures are discussed in the determination of final answers. Prefixes from the metric system are used to write equalities and conversion factors for problem-solving strategies. Density is discussed and used as a conversion factor.

- The Chapter Opener and Follow Up feature the work and career of a registered nurse.
- New photos, including an endoscope, a urine dipstick, a pint of blood, Keflex capsules, and salmon for omega-3 fatty acids, are added to improve visual introduction to clinical applications of chemistry.
- Updated Sample Problems relate questions and problem solving to health-related topics such as the measurements of blood volume, omega-3 fatty acids, radiological imaging, and medication orders.
- New Applications feature questions about measurements of daily values for minerals and vitamins, equalities and conversion factors for medications.
- A new Key Math Skill, Rounding Off, has been added.
- Core Chemistry Skills are: Counting Significant Figures, Using Significant Figures in Calculations, Using Prefixes, Writing Conversion Factors from Equalities, Using Conversion Factors, and Using Density as a Conversion Factor.

**Chapter 3, Matter and Energy**, classifies matter and states of matter, describes temperature measurement, and discusses energy, specific heat, and energy in nutrition. Physical and chemical changes and physical and chemical properties are discussed.

- The Chapter Opener and Follow Up feature the work and career of a dietitian.
- New Questions and Problems and Sample Problems include high temperatures used in cancer treatment, the energy produced by a high-energy shock output of a defibrillator, body temperature lowering using a cooling cap, and ice bag therapy for muscle injury.
- Core Chemistry Skills are: Classifying Matter, Identifying Physical and Chemical Changes, Converting between

Temperature Scales, Using Energy Units, Calculating Specific Heat, and Using the Heat Equation.

- The interchapter problem set, Combining Ideas from Chapters 1 to 3, completes the chapter.

**Chapter 4, Atoms and Elements**, introduces elements and atoms and the periodic table element. The names and symbols of element 114, Flerovium, Fl, and element 116, Livermorium, Lv, are part of the periodic table. Atomic numbers and mass number are determined for isotopes. Atomic mass is calculated using the masses of the naturally occurring isotopes and their abundances.

- The Chapter Opener and Follow Up feature the work and career of a farmer.
- Atomic number and mass number are used to calculate the number of protons and neutrons in an atom.
- The number of protons and neutrons are used to calculate the mass number and to write the atomic symbol for an isotope.
- A weighted average analogy uses 8-lb and 14-lb bowling balls and the percent abundance of each to calculate weighted average of a bowling ball.
- Core Chemistry Skills are: Counting Protons and Neutrons, and Writing Atomic Symbols for Isotopes.

**Chapter 5, Electronic Structure of Atoms and Periodic Trends**, uses the electromagnetic spectrum to explain atomic spectra and develop the concept of energy levels and sublevels. Electrons in sublevels and orbitals are represented using orbital diagrams and electron configurations. Periodic properties of elements, including atomic radius and ionization energy, are related to their valence electrons. Small periodic tables illustrate the trends of periodic properties.

- The Chapter Opener and Follow Up feature the work and career of a materials engineer.
- The diagram for the electromagnetic spectrum has been updated.
- The three-dimensional representations of the *s*, *p*, and *d* orbitals are drawn.
- The trends in periodic properties are described for valence electrons, atomic size, ionization energy, and metallic character.
- Core Chemistry Skills are: Writing Electron Configurations, Using the Periodic Table to Write Electron Configurations, Identifying Trends in Periodic Properties, and Drawing Lewis Symbols.

**Chapter 6, Ionic and Molecular Compounds**, describes the formation of ionic and covalent bonds. Chemical formulas are written, and ionic compounds—including those with polyatomic ions—and molecular compounds are named.

- The Chapter Opener and Follow Up feature the work and career of a pharmacist.
- Core Chemistry Skills are: Writing Positive and Negative Ions, Writing Ionic Formulas, Naming Ionic Compounds, and Writing the Names and Formulas for Molecular Compounds.

**Chapter 7, Chemical Quantities**, discusses Avogadro's number, the mole, and molar masses of compounds, which are used in calculations to determine the mass or number of particles in a quantity of a substance. The mass percent composition of a compound is calculated and used to determine its empirical and molecular formula.

- The Chapter Opener and Follow Up feature the work and career of a veterinarian.
- New and updated Guides to Problem Solving are: Converting the Moles (or Particles) of a Substance to Particles (or Moles), Calculating Moles of a Compound or Element, Calculating the Grams of an Element (or Compound) from the Grams of a Compound (or Element), and Calculating Mass Percent Composition from Molar Mass.
- Core Chemistry Skills are: Converting Particles to Moles, Calculating Molar Mass, Using Molar Mass as a Conversion Factor, Calculating Mass Percent Composition, Calculating an Empirical Formula, and Calculating a Molecular Formula.
- The interchapter problem set, Combining Ideas from Chapters 4 to 7, completes the chapter.

**Chapter 8, Chemical Reactions** introduces the method of balancing chemical equations, and discusses how to classify chemical reactions into types: combination, decomposition, single replacement, double replacement, and combustion reactions. A new section, Oxidation–Reduction Reactions, has been added.

- The Chapter Opener and Follow Up feature the work and career of an exercise physiologist.
- Core Chemistry Skills are: Balancing a Chemical Equation, Classifying Types of Chemical Reactions, and Identifying Oxidized and Reduced Substances.

**Chapter 9, Chemical Quantities in Reactions**, describes the mole and mass relationships among the reactants and products and provides calculations of limiting reactants and percent yields. A first section was divided into two new sections with an emphasis on the Law of Conservation of Mass.

- The Chapter Opener and Follow Up feature the work and career of an environmental scientist.
- Mole and mass relationships among the reactants and products are examined along with calculations of percent yield and limiting reactants.

- A new subsection, with questions and problems on Hess's Law, was added.
- Core Chemistry Skills are: Using Mole–Mole Factors, Converting Grams to Grams, Calculating Quantity of Product from a Limiting Reactant, Calculating Percent Yield, and Using the Heat of Reaction.

**Chapter 10, Properties of Solids and Liquids**, introduces Lewis structures for molecules and ions with single and multiple bonds as well as resonance structures. Electronegativity leads to a discussion of the polarity of bonds and molecules. Lewis structures and VSEPR theory illustrate covalent bonding and the three-dimensional shapes of molecules and ions. The intermolecular forces between particles and their impact on states of matter and changes of state are described. The energy involved with changes of state is calculated.

- The Chapter Opener and Follow Up feature the work and career of a histologist.
- Lewis structures are drawn for molecules and ions with single, double, and triple bonds. Resonance structures are drawn if two or more Lewis structures are possible.
- Shapes and polarity of bonds and molecules are predicted using VSEPR theory.
- Intermolecular forces in compounds are discussed including ionic bonds, hydrogen bonds, dipole–dipole attractions, and dispersion forces.
- Core Chemistry Skills are Drawing Lewis Structures, Drawing Resonance Structures, Predicting Shape, Using Electronegativity, Identifying Polarity of Molecules, Identifying Intermolecular Forces, and Calculating Heat for Change of State.
- The interchapter problem set, Combining Ideas from Chapters 8 to 10, completes the chapter.

**Chapter 11, Gases**, discusses the properties of gases and calculates changes in gases using the gas laws: Boyle's, Charles's, Gay-Lussac's, Avogadro's, Dalton's, and the Ideal Gas Law. Problem-solving strategies enhance the discussion and calculations with gas laws including chemical reactions using the ideal gas law.

- The Chapter Opener and Follow Up feature the work and career of a respiratory therapist.
- Applications includes calculations of mass or pressure of oxygen in uses of hyperbaric chambers.
- Core Chemistry Skills are: Using the Gas Laws, Using the Ideal Gas Law, Calculating Mass or Volume of a Gas in a Chemical Reaction, and Calculating Partial Pressure.

**Chapter 12, Solutions**, describes solutions, electrolytes, saturation and solubility, insoluble ionic compounds, concentrations, and osmosis. New problem-solving strategies clarify

the use of concentrations to determine volume or mass of solute. The volumes and concentrations of solutions are used in calculations of dilutions, reactions, and titrations. Properties of solutions, osmosis in the body, dialysis and changes in the freezing and boiling points of a solvent are discussed.

- The Chapter Opener and Follow Up feature the work and career of a dialysis nurse.
- Core Chemistry Skills are: Using Solubility Rules, Calculating Concentration, Using Concentration as a Conversion Factor, Calculating the Quantity of a Reactant or Product for a Chemical Reaction in Solution, and Calculating the Freezing Point/Boiling Point of a Solution.

**Chapter 13, Reaction Rates and Chemical Equilibrium**, looks at the rates of reactions and the equilibrium condition when forward and reverse rates for a reaction become equal. Equilibrium expressions for reactions are written and equilibrium constants are calculated. The equilibrium constant is used to calculate the concentration of a reactant or product at equilibrium. Le Châtelier's principle is used to evaluate the impact on concentrations when stress is placed on a system at equilibrium. The concentrations of solutes in a solution is used to calculate the solubility product constant ( $K_{sp}$ ).

- The Chapter Opener and Follow Up feature the work and career of a chemical oceanographer.
- New problems that visually represent equilibrium situations are added.
- Core Chemistry Skills are: Writing the Equilibrium Expression, Calculating an Equilibrium Constant, Calculating Equilibrium Concentrations, Using Le Châtelier's Principle, Writing the Solubility Product Expression, Calculating a Solubility Product Constant, and Calculating the Molar Solubility.

**Chapter 14, Acids and Bases**, discusses acids and bases and their strengths, and conjugate acid–base pairs. The dissociation of strong and weak acids and bases is related to their strengths as acids or bases. The dissociation of water leads to the water dissociation expression,  $K_w$ , the pH scale, and the calculation of pH. Chemical equations for acids in reactions are balanced and titration of an acid is illustrated. Buffers are discussed along with their role in the blood. The pH of a buffer is calculated.

- The Chapter Opener and Follow Up feature work and career of a clinical laboratory technician.
- A new Guide to Writing the Acid Dissociation Expression has been added.
- Key Math Skills are: Calculating pH from  $[H_3O^+]$ , and Calculating  $[H_3O^+]$  from pH.
- Core Chemistry Skills are: Identifying Conjugate Acid–Base Pairs, Calculating  $[H_3O^+]$  and  $[OH^-]$  in Solutions, Writing Equations for Reactions of Acids and Bases,

Calculating Molarity or Volume of an Acid or Base in a Titration, and Calculating the pH of a Buffer.

- The interchapter problem set, Combining Ideas from Chapters 11 to 14, completes the chapter.

**Chapter 15, Oxidation and Reduction**, looks at the characteristics of oxidation and reduction reactions. Oxidation numbers are assigned to the atoms in elements, molecules, and ions to determine the components that lose electrons during oxidation and gain electrons during reduction. The half-reaction method is utilized to balance oxidation–reduction reactions. The production of electrical energy in voltaic cells and the requirement of electrical energy in electrolytic cells are diagrammed using half-cells. The activity series is used to determine the spontaneous direction of an oxidation–reduction reaction.

- The Chapter Opener and Follow Up feature the work and career of a dentist.
- A new Guide to Identifying Oxidizing and Reducing Agents has been added.
- Core Chemistry Skills are: Assigning Oxidation Numbers, Using Oxidation Numbers, Identifying Oxidizing and Reducing Agents, Using Half-Reactions to Balance Redox Equations, and Identifying Spontaneous Reactions.

**Chapter 16, Nuclear Chemistry**, looks at the types of radiation emitted from the nuclei of radioactive atoms. Nuclear equations are written and balanced for both naturally occurring radioactivity and artificially produced radioactivity. The half-lives of radioisotopes are discussed, and the amount of time for a sample to decay is calculated. Radioisotopes important in the field of nuclear medicine are described. Fission and fusion and their role in energy production are discussed.

- The Chapter Opener and Follow Up feature the work and career of a radiologist.
- Core Chemistry Skills are: Writing Nuclear Equations, and Using Half-Lives.
- The interchapter problem set, Combining Ideas from Chapters 15 and 16, completes the chapter.

**Chapter 17, Organic Chemistry**, compares inorganic and organic compounds, and describes the condensed and line-angle structural formulas of alkanes, alkenes, alcohols, ethers, aldehydes, ketones, carboxylic acids, esters, amines, and amides.

- The Chapter Opener and Follow Up feature the work and career of a firefighter/emergency medical technician.
- The properties of organic and inorganic compounds are now compared in Table 17.1.

- Line-angle structural formulas were added to Table 17.2 IUPAC Names, Molecular Formulas, Condensed and Line-Angle Structural Formulas of the First Ten Alkanes.
- More line-angle structures are included in text examples, sample problems, questions and problems.
- The two-dimensional and three-dimensional representations of methane and ethane are illustrated using condensed structural formulas, expanded structural formulas, ball-and-stick models, space-filling models, and wedge-dash models.
- The topic of structural isomers was added using condensed and line-angle structural formulas.
- Common substituents butyl, isobutyl, *sec*-butyl and *tert*-butyl were added to Table 17.3.
- Properties of solubility and density of alkanes were added.
- The chemical reaction of hydrogenation of alkenes and unsaturated fats was added.
- Updated recycling symbols for polymers were added.
- Core Chemistry Skills are: Naming and Drawing Alkanes, Writing Equations for Hydrogenation and Polymerization, Naming Aldehydes and Ketones, Naming Carboxylic Acids, Forming Esters, and Forming Amides.
- The Chapter Opener and Follow Up feature the work and career of a clinical lipid specialist.
- Fischer projections with and *D* and *L* notations are described.
- Monosaccharides are classified as aldo or keto pentoses or hexoses.
- Haworth structures are drawn for monosaccharides, disaccharides, and polysaccharides.
- The Guide to Drawing Haworth Structures has been rewritten.
- Lipids distinguishes between the structures of fatty acids, waxes, triacylglycerols, and steroids.
- The shapes of proteins are related to the activity and regulation of enzyme activity.
- The genetic code is described and utilized in the process of protein synthesis.
- Core Chemistry Skills are: Drawing Haworth Structures, Identifying Fatty Acids, Drawing Structures for Triacylglycerols, Drawing the Products for the Hydrogenation and Saponification of a Triacylglycerol, Drawing the Ionized Form for an Amino Acid, Identifying the Primary, Secondary, Tertiary, and Quaternary Structures of Proteins, Writing the Complementary DNA Strand, and Writing the mRNA Segment for a DNA Template.
- The interchapter problem set, Combining Ideas from Chapters 17 and 18, completes the chapter.

**Chapter 18, Biochemistry**, looks at the chemical structures and reactions of chemicals that occur in living systems. We focus on four types of biomolecules—carbohydrates, lipids, proteins, and nucleic acids—as well as their biochemical reactions.

## Acknowledgments

The preparation of a new text is a continuous effort of many people. As in our work on other textbooks, we are thankful for the support, encouragement, and dedication of many people who put in hours of tireless effort to produce a high-quality book that provides an outstanding learning package. The editorial team at Pearson Publishing has done an exceptional job. We want to thank, Jeanne Zalesky, editor in chief, and Editors Terry Haugen and Scott Dustan, who supported our vision of this fifth edition and the development of new problem-solving strategies.

We much appreciate all the wonderful work of project manager Laura Perry, who was like an angel encouraging us at each step, while skillfully coordinating reviews, art, web site materials, and all the things it takes to make a book come together. We appreciate the work of Lisa Pierce, program manager, and Lindsay Bethoney of Lumina Datamatics, Inc., who brilliantly coordinated all phases of the manuscript to the final pages of a beautiful book. Thanks to Mark Quirie, manuscript and accuracy reviewer, and copy editors of Lumina Datamatics, Inc., who precisely analyzed and edited the initial and final

manuscripts and pages to make sure the words and problems were correct to help students learn chemistry. Their keen eyes and thoughtful comments were extremely helpful in the development of this text.

We are especially proud of the art program in this text, which lends beauty and understanding to chemistry. We would like to thank Marilyn Perry and Gary Hesperheide, interior and cover design managers and book designer, whose creative ideas provided the outstanding design for the cover and pages of the book. Erica Gordon, photo researcher, was invaluable in researching and selecting vivid photos for the text so that students can see the beauty of chemistry. Thanks also to *Bio-Rad Laboratories* for their courtesy and use of *Know-ItAll ChemWindows* drawing software that helped us produce chemical structures for the manuscript. The macro-to-micro illustrations designed by Production Solutions and Precision Graphics give students visual impressions of the atomic and molecular organization of everyday things and are a fantastic learning tool. We also appreciate all the hard work put in by the marketing team in the field and Executive Marketing Manager, Chris Barker.

We are extremely grateful to an incredible group of peers for their careful assessment of all the new ideas for the text; for their suggested additions, corrections, changes, and deletions; and for providing an incredible amount of feedback about improvements for the book.

If you would like to share your experience with chemistry, or have questions and comments about this text, we would appreciate hearing from you.

*Karen and Bill Timberlake*  
*Email: khemist@aol.com*

## FAVORITE QUOTES

The whole art of teaching is only the art of awakening the natural curiosity of young minds.

—Anatole France

One must learn by doing the thing; though you think you know it, you have no certainty until you try.

—Sophocles

Discovery consists of seeing what everybody has seen and thinking what nobody has thought.

—Albert Szent-Györgyi

I never teach my pupils; I only attempt to provide the conditions in which they can learn.

—Albert Einstein

## Acknowledgments for the Global Edition

---

Pearson would like to thank and acknowledge the following people for their contributions to the Global Edition.

### Contributor

Angela Mai-Yan Yuen  
*The University of Hong Kong*

### Reviewers

Prasanna Ghalsasi  
*The MS University of Baroda*

Chitralkha Sidana

Angela Pui-Ling Tong  
*The University of Hong Kong*

Professor Patrick Henry Toy  
*The University of Hong Kong*

# Reviewers

## Fifth Edition Reviewers

---

David Atwood  
*University of Kentucky*

Nathan Barrows  
*Grand Valley State University*

Derek Behmke  
*Georgia Gwinnett College*

Nancy Christensen  
*Waubonsee Community College*

David Dollar  
*Tarrant Community College - SE*

Maegan Harris  
*Waubonsee Community College*

Yohani Kayinamura  
*Daytona State College*

Andrew Knight  
*Florida Institute of Technology*

Danica Nowosielski  
*Hudson Valley Community College*

Mark Quirie  
*Algonquin College*

Erin Rennells  
*Hudson Valley Community College*

Kathy Wall  
*Waubonsee Community College*

Mingming Xu  
*West Virginia University*

## Accuracy Reviewer

---

Mark Quirie  
*Algonquin College*

## Previous Edition Reviewers

---

Edward Alexander  
*San Diego Mesa College*

Kristen Casey  
*Anne Arundel Community College*

James Falender  
*Central Michigan University*

Tamara Hanna  
*Texas Tech University*

Shawn Korman  
*Rio Salado Community College*

Robin Lasey  
*Arkansas Tech University*

Lynda Nelson  
*University of Arkansas Fort Smith*

Mary Repaske  
*Cincinnati State Technical and Community College*

Mitchell Robertson  
*Southwestern Illinois College*

Alan Sherman  
*Middlesex County College*

Trent Vorlicek  
*Minnesota State University-Mankato*

Joy Walker  
*Truman College*

Marie Wolff  
*Joliet Junior College*

Regina Zibuck  
*Wayne State University*

# Students learn chemistry using real-world examples

## Feature



## Description

**Chapter Openers** discuss careers that involve chemistry.

## Benefit

Connects the chemistry in the chapter with the professionals who use chemistry every day.

## Page

57



## CHEMISTRY LINK TO HEALTH Toxicology and Risk-Benefit Assessment

Each day, we make choices about what we do or what we eat, often without thinking about the risks associated with these choices. We are aware of the risks of



effect would be observed in the laboratory, it is the environment since the exposure and a single, large **TABLE 2.8** lists some order of increasing toxicity

## Chemistry Links to Health

apply chemical concepts to health and medicine such as weight loss and weight gain, alcohol abuse, blood buffers, and kidney dialysis.

Provide you with connections that illustrate the importance of understanding chemistry in real-life situations.

82

## Follow Up

### GREG'S VISIT WITH HIS DOCTOR



On Greg's last visit to his doctor, he complained of feeling tired. His doctor orders a blood test for iron. Sandra, the registered nurse, does a venipuncture and withdraws 8.0 mL of blood. About 70% of the iron in the body is used to form hemoglobin, which is a protein in the red blood cells that

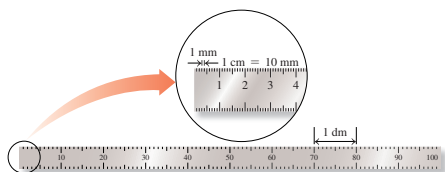
### Applications

**2.89** a. Write a version iron level  
b. How many were in Greg's

**Follow Ups** give a follow up to the discussion in the chapter opener and include Application questions.

Continue a theme through the entire chapter utilizing the new chemistry content.

90



**Macro-to-Micro Art** utilizes photographs and drawings to illustrate the atomic structure of chemical phenomena.

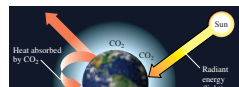
Helps you connect the world of atoms and molecules to the macroscopic world.

71



## CHEMISTRY LINK TO THE ENVIRONMENT Carbon Dioxide and Climate Change

The Earth's climate is a product of interactions between sunlight, the atmosphere, and the oceans. The Sun provides us with energy in the form of solar radiation. Some of this radiation is reflected back into space. The rest is absorbed by the clouds, atmospheric gases including carbon dioxide (CO<sub>2</sub>), and the Earth's surface. For millions of years, concentrations of carbon dioxide have fluctuated. However in the last 100 years, the amount of CO<sub>2</sub> gas in our atmosphere has increased significantly. From the years 1000 to



**Chemistry Links to the Environment** relate chemistry to environmental topics such as climate change, radon in our homes, and fuel cells.

Help you extend your understanding of the impact of chemistry on the environment.

114

## ENGAGE

Why is the 0.5 ppm mercury in tuna written as the equality 0.5 mg of mercury = 1 kg of tuna?

**Engage** feature is a question in the margin next to a paragraph of new material.

Reminds you to think about the paragraph you are reading and to test your understanding by answering the Engage question.

77

# Engage students in the world of chemistry

Feature	Description	Benefit	Page
<p><b>LEARNING GOAL</b> Describe the intermolecular forces between ions, polar covalent molecules, and nonpolar covalent molecules.</p>	<p><b>Learning Goals</b> at the beginning and end of each section identify the key concepts for that section and provide a roadmap for your study.</p>	<p>Help you focus your studying by emphasizing what is most important in each section.</p>	341
<p><b>Volume (V)</b> The volume of gas equals the size of the container in which the gas is placed. When you inflate a tire or a basketball, you are adding more gas particles. The increase in the number of particles hitting the walls of the tire or basketball increases the volume. Sometimes, on a cold morning, a tire looks flat. The volume of the tire has decreased because a lower temperature decreases the speed of the molecules, which in turn reduces the force of their impacts on the walls of the tire. The most common units for volume measurement are liters (L) and milliliters (mL).</p>	<p>Timberlake's accessible <b>Writing Style</b> is based on careful development of chemical concepts suited to the skills and backgrounds of students in chemistry.</p>	<p>Helps you understand new terms and chemical concepts.</p>	356
<p> <b>KEY MATH SKILL</b> Calculating pH from <math>[H_3O^+]</math></p>	<p><b>Key Math Skills</b> review the basic math needed for chemistry. Instructors can also assign these through MasteringChemistry.</p>	<p>Help you master the basic quantitative skills to succeed in chemistry.</p>	492
<p> <b>CORE CHEMISTRY SKILL</b> Using Significant Figures in Calculations</p>	<p><b>Core Chemistry Skills</b> identify content crucial to problem-solving strategies. Instructors can also assign these through MasteringChemistry.</p>	<p>Help you master the basic problem-solving skills needed to succeed in chemistry.</p>	66
<p><b>TRY IT FIRST</b></p>	<p>The <b>TRY IT FIRST</b> feature encourages you to try to solve the problem before you compare your work with the Solution.</p>	<p>Helps you identify what you know about the solution and what you need to learn.</p>	60
<p><b>CHAPTER REVIEW</b> <b>17.1 Alkanes</b> <b>LEARNING GOAL</b> Write the IUPAC names and draw the condensed or line-angle structural formulas for alkanes.</p> 	<p>The <b>Chapter Reviews</b> include Learning Goals and visual thumbnails to summarize the key points in each section.</p>	<p>Help you determine your mastery of the chapter concepts and study for your tests.</p>	630
<p><b>KEY TERMS</b> <b>Avogadro's number</b> The number of items in a mole, equal to <math>6.022 \times 10^{23}</math>. <b>empirical formula</b> The simplest or smallest whole-number ratio of the atoms in a formula. <b>formula unit</b> The group of ions represented by the formula of an ionic compound.</p>	<p><b>Key Terms</b> with definitions are listed at the end of each chapter as well as in the <b>Glossary/Index</b> at the end of the text.</p>	<p>Help you recall the important new terms in each chapter.</p>	247
<p><b>CONCEPT MAP</b></p> 	<p><b>Concept Maps</b> at the end of each chapter show how all the key concepts fit together.</p>	<p>Encourage learning by giving you a visual guide to the interrelationship among all the concepts new to each chapter.</p>	91



# Tools to engage students in chemistry and show them how to solve problems

Feature	Description	Benefit	Page								
<p><b>Applications</b></p> <p><b>2.23</b> Identify the number of significant figures in each of the following:</p> <ol style="list-style-type: none"> <li>The mass of a neonate is 1.607 kg.</li> <li>The Daily Value (DV) for iodine for an infant is 130 mcg.</li> <li>There are <math>4.02 \times 10^6</math> red blood cells in a blood sample.</li> </ol>	<p><b>Applications</b> in Questions and Problems show the relevance to the chemistry concepts in the chapter.</p>	Show you how the chemistry you are learning is related to real life.	65								
<p><b>Guide to Determining the Polarity of a Molecule</b></p> <p><b>STEP 1</b> Determine if the bonds are polar covalent or nonpolar covalent.</p>	<p><b>Guides to Problem Solving (GPS)</b> illustrate the steps needed to solve problems.</p>	Visually guide you step-by-step through each problem-solving strategy.	328								
<table border="1"> <thead> <tr> <th>ANALYZE THE PROBLEM</th> <th>Given</th> <th>Need</th> <th>Connect</th> </tr> </thead> <tbody> <tr> <td></td> <td>260. g of ice at 0°C</td> <td>joules to melt ice at 0°C</td> <td>heat of fusion</td> </tr> </tbody> </table>	ANALYZE THE PROBLEM	Given	Need	Connect		260. g of ice at 0°C	joules to melt ice at 0°C	heat of fusion	<p><b>Analyze the Problems</b> convert a word problem into components for problem solving. New <b>Connect</b> features specify information that relates the <i>Given</i> and <i>Need</i> sections.</p>	Help you identify and connect the components within a word problem to set up a solution strategy.	333
ANALYZE THE PROBLEM	Given	Need	Connect								
	260. g of ice at 0°C	joules to melt ice at 0°C	heat of fusion								
<p><b>QUESTIONS AND PROBLEMS</b></p> <p><b>10.4 Electronegativity and Bond Polarity</b></p> <p><b>LEARNING GOAL</b> Use electronegativity to determine the polarity of a bond.</p> <p><b>10.23</b> Describe the trend in electronegativity as <i>increases</i> or <i>decreases</i> for each of the following:</p> <ol style="list-style-type: none"> <li>from B to F</li> <li>from Mg to Ba</li> <li>from F to I</li> </ol>	<p><b>Questions and Problems</b> placed at the end of each section are paired. The <b>Answers</b> to the odd-numbered problems are given at the end of each chapter.</p>	Encourage you to become involved immediately in the process of problem solving.	326								
<p><b>SAMPLE PROBLEM 2.4 Rounding Off</b></p> <p>Round off each of the following numbers to three significant figures:</p> <ol style="list-style-type: none"> <li>35.7823 m</li> <li>0.002 621 7 L</li> <li><math>3.8268 \times 10^3</math> g</li> </ol> <p><b>TRY IT FIRST</b></p> <p><b>SOLUTION</b></p> <ol style="list-style-type: none"> <li>To round off 35.7823 m to three significant figures, drop 823 and increase the last retained digit by 1 to give 35.8 m.</li> <li>To round off 0.002 621 7 L to three significant figures, drop 17 to give 0.002 62 L.</li> <li>To round off <math>3.8268 \times 10^3</math> g to three significant figures, drop 68 and increase the last retained digit by 1 to give <math>3.83 \times 10^3</math> g.</li> </ol> <p><b>STUDY CHECK 2.4</b> Round off each of the numbers in Sample Problem 2.4 to two significant figures.</p> <p><b>ANSWER</b></p> <ol style="list-style-type: none"> <li>36 m</li> <li>0.0026 L</li> <li><math>3.8 \times 10^3</math> g</li> </ol>	<p><b>Sample Problems</b> illustrate worked-out solutions with explanations and required calculations. <b>Study Checks</b> associated with each Sample Problem allow you to check your problem-solving strategies with the <b>Answer</b>.</p>	Provide the intermediate steps to guide you successfully through each type of problem.	66								
<p><b>UNDERSTANDING THE CONCEPTS</b></p> <p>The chapter sections to review are shown in parentheses at the end of each question.</p> <p><b>8.35</b> Balance each of the following by adding coefficients, and identify the type of reaction for each: (8.1, 8.2)</p> <p>a. </p>	<p><b>Understanding the Concepts</b> are questions with visual representations placed at the end of each chapter.</p>	Build an understanding of newly learned chemical concepts.	274								
<p><b>ADDITIONAL QUESTIONS AND PROBLEMS</b></p> <p><b>8.43</b> Identify the type of reaction for each of the following as combination, decomposition, single replacement, double replacement, or combustion: (8.3)</p> <ol style="list-style-type: none"> <li>Potassium reacts with chlorine gas to form potassium chloride.</li> <li>Potassium metal and chlorine gas are obtained from electrolysis of molten potassium chloride.</li> <li>Heating starch in oxygen produces carbon dioxide and water.</li> </ol>	<p><b>Additional Questions and Problems</b> at the end of each chapter provide further study and application of the topics from the entire chapter. Problems are paired and the <b>Answers</b> to the odd-numbered problems are given at the end of each chapter.</p>	Promote critical thinking.	275								
<p><b>CHALLENGE QUESTIONS</b></p> <p>The following groups of questions are related to the topics in this chapter. However, they do not all follow the chapter order, and they require you to combine concepts and skills from several sections. These questions will help you increase your critical thinking skills and prepare for your next exam.</p> <p><b>8.53</b> Balance each of the following chemical equations, and identify the type of reaction: (8.1, 8.2, 8.3)</p> <ol style="list-style-type: none"> <li><math>\text{MgCO}_3(s) \longrightarrow \text{MgO}(s) + \text{CO}_2(g)</math></li> <li><math>\text{C}_7\text{H}_{12}\text{O}_6(s) + \text{O}_2(g) \longrightarrow \text{CO}_2(g) + \text{H}_2\text{O}(l)</math></li> <li><math>\text{Al}(s) + \text{CuCl}_2(aq) \longrightarrow \text{AlCl}_3(aq) + \text{Cu}(s)</math></li> <li><math>\text{AgNO}_3(aq) + \text{MgCl}_2(aq) \longrightarrow \text{AgCl}(s) + \text{Mg}(\text{NO}_3)_2(aq)</math></li> </ol>	<p><b>Challenge Questions</b> at the end of each chapter provide complex questions. <b>Answers</b> to the odd-numbered questions are given at the end of each chapter.</p>	Promote critical thinking, group work, and cooperative learning environments.	276								
<p><b>COMBINING IDEAS from CHAPTERS 4 to 7</b></p> <p><b>CL7</b> For parts a to f, consider the loss of electrons by atoms of the element X, and a gain of electrons by atoms of the element Y. Element X is in Group 2A (2), Period 3, and Y is in Group 7A (17), Period 3. (4.2, 5.4, 5.5, 6.2, 6.3)</p> <p></p> <p>X      Y      Y</p> <ol style="list-style-type: none"> <li>Which element is a metal, X or Y?</li> <li>Which element is a nonmetal, X or Y?</li> <li>What are the ionic charges of X and Y?</li> <li>What is the empirical formula?</li> <li>If oxalic acid has an expected molecular formula?</li> <li>Using the LD<sub>50</sub>, how many milligrams of it are toxic for a 160-lb person?</li> <li>How many kilograms of it per day need to eat to reach</li> </ol> <p><b>CL10</b> The active ingredient in Tylenol tablets contains 500 mg of <math>\text{C}_9\text{H}_9\text{NO}_2</math>. (7.2, 7.3, 7.4)</p>	<p><b>Combining Ideas</b> are sets of integrated problems placed after every two to four chapters that are useful as practice exams. <b>Answers</b> to the odd-numbered problems are given at the end of each Combining Ideas.</p>	Test your understanding of the concepts from previous chapters by integrating topics.	252								

# Resources

*Basic Chemistry, fifth edition, provides an integrated teaching and learning package of support material for both students and professors.*

Name of Supplement	Available in Print	Available Online	Instructor or Student Supplement	Description
MasteringChemistry® (www.masteringchemistry.com)		✓	Resource for Students and Instructors	MasteringChemistry® from Pearson is the leading online teaching and learning system designed to improve results by engaging students before, during, and after class with powerful content. Ensure that students arrive ready to learn by assigning educationally effective content before class, and encourage critical thinking and retention with in-class resources such as Learning Catalytics. Students can further master concepts after class through traditional homework assignments that provide hints and answer-specific feedback. The Mastering gradebook records scores for all automatically graded assignments while diagnostic tools give instructors access to rich data to assess student understanding and misconceptions.
Pearson eText		✓	Resource for Students	The fifth edition of <i>Basic Chemistry</i> features a Pearson eText enhanced with media within Mastering. In conjunction with Mastering assessment capabilities, Videos, and animations will improve student engagement and knowledge retention. Additionally, the Pearson eText offers students the power to create notes, highlight text in different colors, create bookmarks, zoom, and view single or multiple pages.
Instructor's Solutions Manual—Download Only		✓	Resource for Instructors	Prepared by Mark Quirie, the solutions manual highlights chapter topics, and includes answers and solutions for all questions and problems in the text.
Instructor Resource Materials—Download Only		✓	Resource for Instructors	Includes all the art, photos, and tables from the book in JPEG format for use in classroom projection or when creating study materials and tests. In addition, the instructors can access modifiable PowerPoint™ lecture outlines. Also available are downloadable files of the Instructor's Solutions Manual and a set of "clicker questions" designed for use with classroom-response systems. Also visit the Pearson Education catalog page for Timberlake's <i>Basic Chemistry</i> , fifth edition, at <a href="http://www.pearsonglobaleditions.com/timberlake">www.pearsonglobaleditions.com/timberlake</a> to download available instructor supplements.
TestGen Test Bank—Download Only		✓	Resource for Instructors	Prepared by William Timberlake, this resource includes more than 2000 questions in multiple-choice, matching, true/false, and short-answer format.
Laboratory Manual by Karen Timberlake	✓		Resource for Students	This best-selling lab manual coordinates 35 experiments with the topics in <i>Basic Chemistry</i> , fifth edition, uses laboratory investigations to explore chemical concepts, develop skills of manipulating equipment, reporting data, solving problems, making calculations, and drawing conclusions.
Online Instructor Manual for Laboratory Manual		✓	Resource for Students	This manual contains answers to report sheet pages for the Laboratory Manual and a list of the materials needed for each experiment with amounts given for 20 students working in pairs, available for download at <a href="http://www.pearsonglobaleditions.com/timberlake">www.pearsonglobaleditions.com/timberlake</a> .

# Highlighting Relevancy and Applications

Designed to prepare students for science-related careers, *Basic Chemistry* organizes chemical concepts and problem solving into clear, manageable pieces, ensuring students follow along and stay motivated throughout their first chemistry course. Timberlake's friendly writing style, student focus, challenging problems, and engaging applications continue to help students make connections between chemistry and their future careers as they develop problem-solving skills they'll need beyond the classroom.

## Follow Ups and Applications

Chapter Openers throughout the text connect chemistry to real life. Each chapter begins with an image and details of a profession such as engineering, medicine, environmental science or agriculture science, or exercise physiology. **Follow Ups** at the end of chapter discuss the chemistry in the Chapter Opener and include **Applications**. These questions show students how the chemistry they are learning applies specifically to their professional careers.

### Follow Up

#### FORENSIC EVIDENCE SOLVES THE MURDER

Using a variety of laboratory tests, Sarah finds ethylene glycol in the victim's blood. The quantitative tests indicate that the victim had ingested 125 g of ethylene glycol. Sarah determines that the liquid in a glass found at the crime scene was ethylene glycol that had been added to an alcoholic beverage. Ethylene glycol is a clear, sweet-tasting, thick liquid that is odorless and mixes with water. It is easy to obtain since it is used as antifreeze in automobiles and in brake fluid. Because the initial symptoms of ethylene glycol poisoning are similar to being intoxicated, the victim is often unaware of its presence.

If ingestion of ethylene glycol occurs, it can cause depression of the central nervous system, cardiovascular damage, and kidney failure. If discovered quickly, hemodialysis may be used to remove ethylene glycol from the blood. A toxic amount of ethylene glycol is 1.5 g of ethylene glycol/kg of body mass. Thus, 75 g could be fatal for a 50-kg (110 lb) person.

Mark determines that fingerprints on the glass containing the ethylene glycol were those of the victim's husband. This evidence along with the container of antifreeze found in the

home led to the arrest and conviction of the husband for poisoning his wife.

#### Applications

**1.33** A container was found in the home of the victim that contained 120 g of ethylene glycol in 450 g of liquid. What was the percentage of ethylene glycol? Express your answer to the ones place.

**1.34** If the toxic quantity is 1.5 g of ethylene glycol per 1000 g of body mass, what percentage of ethylene glycol is fatal?



## Focusing on New Problem-Solving Strategies

This new edition introduces more problem-solving strategies, more problem-solving guides, new Analyze the Problem with Connect features, new Try It First and Engage features, conceptual and challenge problems, and new sets of combined problems.

- **NEW! Connect** feature has been added to the **Analyze the Problem** boxes, which specifies the information that relates the *Given* and *Need* sections.
- **NEW! Try It First** now precedes the Solution section of each Sample Problem to encourage the student to work on the problem before reading the given Solution.
- **NEW! Engage** feature asks students to think about the paragraph they are reading and to test their understanding by answering the Engage question in the margin, which is related to the topic.

## Chemistry in Our Lives

### A CALL CAME IN TO 911

from a man who found his wife lying on the floor of their home. When the police arrived, they determined that the woman was dead. The husband said he had worked late, and just arrived home. The victim's body was lying on the floor of the living room. There was no blood at the scene, but the police did find a glass on the side table that contained a small amount of liquid. In an adjacent laundry room/garage, the police found a half-empty bottle of antifreeze. The bottle, glass, and liquid were bagged and sent to the forensic laboratory.

In another 911 call, a man was found lying on the grass outside his home. Blood was present on his body, and some bullet casings were found on the grass. Inside the victim's home, a weapon was recovered. The bullet casings and the weapon were bagged and sent to the forensic laboratory. Sarah and Mark, forensic scientists, use scientific procedures and chemical tests to examine the evidence from law enforcement agencies. Sarah proceeds to analyze blood, stomach contents, and the unknown liquid from the first victim's home. She will look for the presence of drugs, poisons, and alcohol. Her

lab partner Mark will analyze the fingerprints on the glass. He will also match the characteristics of the bullet casings to the weapon that was found at the second crime scene.



Evidence from a crime scene is sent to the forensic laboratory.

### CAREER

#### Forensic Scientist

Most forensic scientists work in crime laboratories that are part of city or county legal systems where they analyze bodily fluids and tissue samples collected by crime scene investigators. In analyzing these samples, forensic scientists identify the presence or absence of specific chemicals within the body to help solve the criminal case. Some of the chemicals they look for include alcohol, illegal or prescription drugs, poisons, arson debris, metals, and various gases such as carbon monoxide. In order to identify these substances, a variety of chemical instruments and highly specific methodologies are used. Forensic scientists also analyze samples from criminal suspects, athletes, and potential employees. They also work on cases involving environmental contamination and animal samples for wildlife crimes. Forensic scientists usually have a bachelor's degree that includes courses in math, chemistry, and biology.



31

ANALYZE THE PROBLEM	Given	Need	Connect
	standard number	scientific notation	coefficient is at least 1 but less than 10

### SAMPLE PROBLEM 1.7 Scientific Notation

Write each of the following in scientific notation:

a. 3500

b. 0.000 016

### TRY IT FIRST

### ENGAGE

What is different and what is the same for an atom of Sn-105 and an atom of Sn-132?



## Interactive Videos


Interactive videos and demonstrations help students through some of the more challenging topics by showing how chemistry works in real life and introducing a bit of humor into chemical problem solving and demonstrations. Topics include Using Conversion Factors, Balancing Nuclear Equations, and Chemical v. Physical Change.

Sample Calculations walk students through the most challenging chemistry problems and provide a fresh perspective on how to approach individual problems and plan solutions. Topics include Using Conversion Factors, Mass Calculations for Reactions, and Concentration of Solutions.



Green play button icons appear in the margins throughout the text. In the eText, the icons link to new interactive videos that the student can use to clarify and reinforce important concepts. All Interactive Videos are available in web and mobile-friendly formats through the eText, and are assignable activities in MasteringChemistry.

**ANALYZE THE PROBLEM**  
**GIVEN:** ALPHA PARTICLE BOMBARDMENT OF **Al-27** PRODUCES A RADIOACTIVE ISOTOPE & A NEUTRON  
**NEED:** BALANCED NUCLEAR EQUATION



Interactive Video



Solving Equations

### SAMPLE PROBLEM 1.5 Solving Equations

Solve the following equation for  $V_2$ :

$$P_1 V_1 = P_2 V_2$$

**TRY IT FIRST**

#### SOLUTION

$$P_1 V_1 = P_2 V_2$$

To solve for  $V_2$ , divide both sides by the symbol  $P_2$ .

$$\frac{P_1 V_1}{P_2} = \frac{P_2 V_2}{P_2}$$

$$V_2 = \frac{P_1 V_1}{P_2}$$

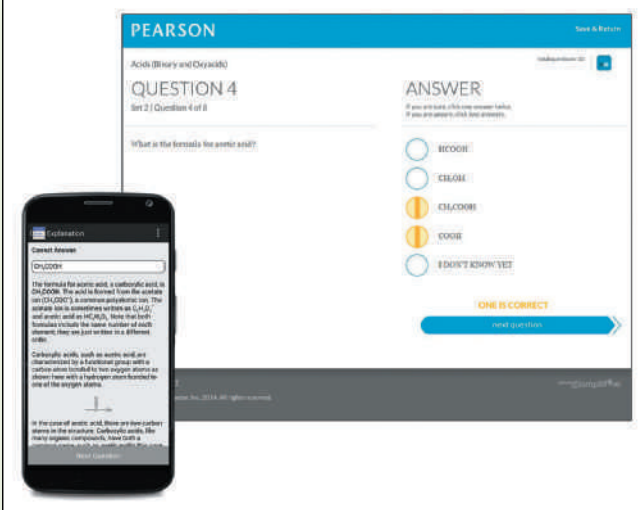
**STUDY CHECK 1.5**

# MasteringChemistry®

MasteringChemistry® from Pearson is the leading online teaching and learning system designed to improve results by engaging students before, during, and after class with powerful content. Instructors may ensure that students arrive ready to learn by assigning educationally effective content before class, and encourage critical thinking and retention with in-class resources such as Learning Catalytics. Students can further master concepts after class through traditional homework assignments that provide hints and answer-specific feedback. The Mastering gradebook records scores for all automatically graded assignments while diagnostic tools give instructors access to rich data to assess student understanding and misconceptions.

Mastering brings learning full circle by continuously adapting to each student and making learning more personal than ever—before, during, and after class.

## Before Class



The screenshot shows the Pearson MasteringChemistry interface. On the left, a smartphone displays an explanation for a question. The main screen shows a question titled "QUESTION 4" with the text "What is the formula for carbonic acid?". The answer options are:  HCOOH,  CH<sub>3</sub>COOH,  H<sub>2</sub>CO<sub>3</sub>,  CO<sub>2</sub>, and  H<sub>2</sub>CO. A blue button indicates "ONE IS CORRECT".


## Dynamic Study Modules

Help students quickly learn chemistry!

Now assignable, Dynamic Study Modules (DSMs) enable your students to study on their own and be better prepared with the basic math and chemistry skills needed to succeed in the course. The mobile app is available for iOS and Android devices for study on the go and results can be tracked in the MasteringChemistry gradebook.

## Reading Quizzes

Reading Quizzes give instructors the opportunity to assign reading and test students on their comprehension of chapter content.



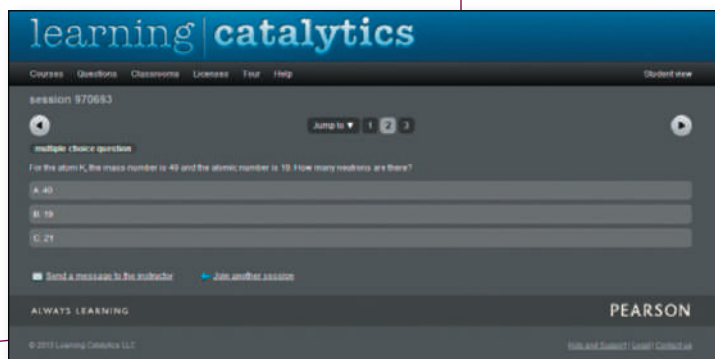
The screenshot shows a Reading Quiz question titled "Chapter 8 Reading Question 3". The question asks: "The solubility of a solid \_\_\_\_\_ with decreasing temperature while the solubility of a gas \_\_\_\_\_ with decreasing temperature." The answer options are:  decreases, increases;  no effect, increases;  increases, increases;  decreases, decreases. The feedback message states: "Incorrect; Try Again. You have selected an answer that is partially correct. Solubility of gases does increase with decreasing temperature. See section 8.3 in the textbook."

## During Class

### Learning Catalytics

Learning Catalytics is a “bring your own device” student engagement, assessment, and classroom intelligence system. With Learning Catalytics you can:

- Assess students in real time, using open-ended tasks to probe student understanding.
- Understand immediately where students are and adjust your lecture accordingly.
- Manage student interactions with intelligent grouping and timing.



## After Class

TimeTake

Chemistry and Measurements > Conversion Factors in Medicine

Item Type: Tutorial | Difficulty: 5 | Time: 30m | Learning Outcomes | Contact the Publisher | Manage this Item | Standard View Randomized

### Conversion Factors in Medicine

Conversion factors are ratios used to convert a quantity expressed in certain units to an equivalent value expressed in different units. The numerical display of the information may change, however, the amount being considered does not. For example, the equations below use conversion factors to display the same amount of time three different ways.

$$2 \text{ hours} \times \frac{60 \text{ minutes}}{1 \text{ hour}} = 120 \text{ minutes}$$
$$120 \text{ minutes} \times \frac{60 \text{ seconds}}{1 \text{ minute}} = 7200 \text{ seconds}$$

Notice how the numerical display changes, but so does the unit being displayed. Thus, the same amount of time is being represented three different ways. The following table displays prefixes used for SI units.

Factor	Name	Symbol
$10^6$	mega	M
$10^3$	kilo	k
$10^2$	hecto	h
$10^1$	deka	da
$10^{-1}$	deci	d
$10^{-2}$	centi	c
$10^{-3}$	milli	m
$10^{-6}$	micro	$\mu$

You can use these relationships to create equalities and conversion factors. For example, the prefix centi is denoted with a c and is associated with a factor of  $10^{-2}$ . If you were to apply this prefix to meter, you would obtain the equality  $1 \text{ cm} = 10^{-2} \text{ m}$ . This could be used to create two conversion factors.

### Tutorials and Coaching

Students learn chemistry by practicing chemistry.

Tutorials, featuring specific wrong-answer feedback, hints, and a wide variety of educationally effective content, guide your students through the toughest topics in Basic Chemistry.

This page intentionally left blank